

# WHERE'S THE LION?

A lion in Kruger National Park, South Africa

## PREVIEW

**A**  3.1 Match the animals with the pictures.

Listen and check your answers.


monkey lion shark frog dolphin bear



1 \_\_\_\_\_ 2 \_\_\_\_\_ 3 \_\_\_\_\_



4 \_\_\_\_\_ 5 \_\_\_\_\_ 6 \_\_\_\_\_

**B**  3.2 Listen. What does each person say about the animals below? Complete the sentences. Two words are extra.

fast      clever      dangerous      quiet  
noisy      scary      slow      strong

- 1 Dolphins are \_\_\_\_\_.
- 2 Monkeys are \_\_\_\_\_.
- 3 Frogs are \_\_\_\_\_, and sharks are \_\_\_\_\_.
- 4 Lions are \_\_\_\_\_, and bears are \_\_\_\_\_.

**C** Talk with a partner. Describe the animals in A. Use words from B.

Dolphins are noisy.

## THE NATURAL WORLD

### UNIT GOALS

- describe animals on land and in the water
- use language for describing where things are
- learn about animals that use camouflage



# LANGUAGE FOCUS

**A** 3.3 **Listen and read.** Where are Ming and Maya? Then repeat the conversation and replace the words in **bold**.

**REAL ENGLISH** Look!

**Ming:** This safari park is so big! How many animals are there?

**Maya:** About 500. Wow! Look, **a lion!** (**a monkey / an elephant**)

**Ming:** Where? I don't see it.

**Maya:** It's over there, next to the **tree.** (**rock / car**)

**Ming:** Oh, where is it now?

**Maya:** It's behind the **hippo.** (**elephant / giraffe**)

**Ming:** Where's the lion now?

**Maya:** It's **in front of** you! (**next to / behind**)



**B** 3.4 **Look at the chart.** Then circle the correct answers below.

## TALKING ABOUT LOCATION OF THINGS (USING PREPOSITIONS)

The bears are **near** the tree.

The monkey is **behind** the frog.

**How many animals are there?** **There's** one animal. / **There are** twenty animals.

**Where's** the frog? It's **on / under / next to** the rock.

**Where are** the monkeys? They're **in front of / behind** the tree.

**Is** the lion **on** the rock? Yes, it is. / No, it isn't.

**Are** the fish **in** the water? Yes, they are. / No, they aren't.

- 1 *How many* is for questions about **age / number**.
- 2 *Where* is for questions about **places / people**.
- 3 Words like *on/in/under* show **where / when** something is.

**C** **Look at the picture below.** Complete the sentences.

in    next to    under    in front of

- 1 The giraffes are \_\_\_\_\_ the tree.
- 2 The hippos are \_\_\_\_\_ the elephants.
- 3 The fish are \_\_\_\_\_ the water.
- 4 The frog is \_\_\_\_\_ the tree.

**D** **Look at the picture below.** Answer the questions.

- 1 How many lions are there? There's one lion.
- 2 How many hippos are there? \_\_\_\_\_
- 3 Where's the lion? \_\_\_\_\_
- 4 Where are the elephants? \_\_\_\_\_



**E** **Play a game.** **Student A:** Choose something in the classroom. **Student B:** Guess what it is.



## DO YOU KNOW?

What is this?  
a a catfish  
b a horsefish





# LIFE IN ANTARCTICA



There are many amazing animals in Antarctica, such as leopard seals and penguins.

**A** Look at the animals in the photo above. Write words to describe them.

Leopard seal: long,

Penguin: small,

**B** ▶ 3.1 Watch the video. Complete the summary.

Paul Nicklen is a photographer. He's in Antarctica to take photos of <sup>1</sup> **animals** / **people**. Paul sees a <sup>2</sup> **penguin** / **leopard seal** in the water. It swims near his <sup>3</sup> **camera** / **friend**. Later, Paul sees a leopard seal chasing a penguin. The penguin is <sup>4</sup> **slow** / **fast**. Another penguin is on the ice. It's <sup>5</sup> **safe** / **not safe**.

**C** ▶ 3.1 Watch again. Complete the sentences using the words in the box.

in front of    on    behind    in

1 Paul Nicklen is \_\_\_\_\_ the water.

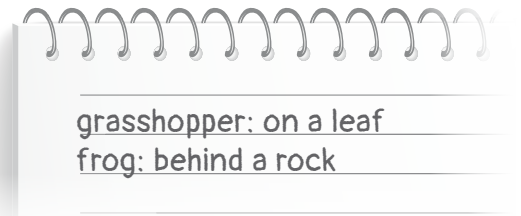
3 The penguins are \_\_\_\_\_ the rock.

2 The leopard seal is \_\_\_\_\_ Paul's camera.

4 The seal is \_\_\_\_\_ the penguin.

**D** CRITICAL THINKING *Inferring* Talk with a partner. Think of two words to describe Paul Nicklen's job.

**PROJECT** Walk around your neighborhood. Find five animals and note where they are.



## PRONUNCIATION *There are and They're*

▶ 3.5 Listen. Circle the words you hear. Then listen again and repeat the sentences.

1 There are They're

3 There are They're

2 There are They're

4 There are They're

## COMMUNICATION

**A** Choose four animals. Draw them or write their names on the picture below.

shark    dolphin    monkey    frog    fish    lion

**B** Talk with a partner. Ask about the animals in their picture. Draw your partner's picture on page 150.

Is there a shark in your picture?

Yes, there is.

Where is it?

It's behind the seaweed.

**C** Compare the pictures with your partner.





## READING


A Look at the photos. Check (✓) the things you see.

seaweed     tree     frog


B Read the title. Why do you think these animals are strange?

C Skim the article. Underline the places where the animals hide.

A leafy sea dragon



# STRANGE ANIMALS

 3.6 Do you know that some animals are camouflaged? This means their colors are **the same as** the colors around them. Some animals in the sea and on land are camouflaged.

5 Look at the photo on the left. This looks like **seaweed**, but it's not! It's a leafy sea dragon. It **hides** in the seaweed. It's the same color as the seaweed. Its **body** is also in the shape of **leaves**.

10 Look at the photo below. Do you see the owl in the tree? It's the same colors as the **branches** of the tree. Where are its eyes and its head?

An owl





# COMPREHENSION

## A Answer the questions about *Strange Animals*.

- MAIN IDEA** What's the article mainly about?  
 a jungle animals      b animals that hide      c dangerous animals
- DETAIL** A leafy sea dragon looks like \_\_\_\_\_.  
 a seaweed      b a rock      c an owl
- REFERENCE** The word *It* in line 6 refers to \_\_\_\_\_.  
 a a leaf      b seaweed      c the leafy sea dragon
- DETAIL** Which of the following information about the owl is NOT in the article?  
 a It hides in the tree.      b Its eyes are big.      c Its colors are the same as the tree.
- INFERENCE** The leafy sea dragon and the owl hide using their \_\_\_\_\_.  
 a colors      b shapes      c sounds

## B Complete the chart. Use the information about the animals in the article.

What are their names?	Where do they live? (on land / in the sea)	Where do they hide?
leafy sea dragon		

## C CRITICAL THINKING Applying Talk with a partner. What other animals use camouflage to hide?



A snowy owl

### IDIOM

If someone is "like a fish out of water," they are \_\_\_\_\_.  
 a not comfortable  
 b not well

# VOCABULARY

## A Find the words below in the article. Then complete the sentences.

the same as      seaweed      hide      body      leaves      branches

- \_\_\_\_\_ is a plant that grows in water.
- The \_\_\_\_\_ of a plant are usually green.
- There's fur on a rabbit's \_\_\_\_\_.
- There are birds on the tree's \_\_\_\_\_.
- When you \_\_\_\_\_, people can't see you.
- Some frogs hide in trees because their colors are \_\_\_\_\_ the trees.

## B Read the information below. Complete the sentences.

Here are some phrases to describe where things are.  
*on the left*      *in the middle*      *on the right*

- The blue birds are \_\_\_\_\_.
- The yellow and white bird is \_\_\_\_\_.
- The big gray bird is \_\_\_\_\_.



## WRITING

- Look at the photo.** Read the beginning of a description of the photo.
- Make notes about the photo.** What do you see? Where are the things in the photo?
- Write a description of the photo.** Say where things are.

There's a diver and a lot of fish in the water. On the left, there are some yellow fish. In the middle, ...





# OCEAN ODDITIES

## Before You Watch

**Work with a partner.** What sea animals do you know? Make a list.

---

## While You Watch

**A ▶ 3.2 Watch the video.** What do the animals do?

- eat    sleep    hide    make sounds

**B ▶ 3.2 Watch again.** Circle the correct answers.

- |  |  |
|--|--|
| 1 Sargassum fish hide in <b>seaweed / coral</b> .  | 4 Clams use their <b>foot / tongue</b> to push into the sand.              |
| 2 Comb jellyfish are <b>colorful / dangerous</b> . | 5 Clams hide <b>behind a rock / under the ground</b> when they are scared. |
| 3 Beluga whales are very <b>quiet / noisy</b> .    |  |

## After You Watch

**Talk with a partner.** Describe the sea animals in the video. Use the words in the box.

beautiful   dangerous   scary   strong   fast   slow   noisy   clever

A coral reef near Sebayur Island, Indonesia







**A Match the descriptions with the animals in the box.**

lions   bears   frogs   dolphins   monkeys   sharks

- They're very big fish. \_\_\_\_\_
- They're big cats from Africa. \_\_\_\_\_
- They live in water and on the ground. \_\_\_\_\_
- They live in trees and on the ground. \_\_\_\_\_
- They live in the sea. They're very clever. \_\_\_\_\_
- There are a lot of them in Canada. They're often brown or black. \_\_\_\_\_

**B Look at the pictures.** Complete the sentences and questions.

-  The cat is **on / in** the box.
-  **Is / Are** the cat behind the box? No, it **isn't / aren't**.
-  **Where are / How many** cats are there?
-  **Where's / Where are** the cat? It's **under / next to** the box.

**C Look at your drawing in the Communication section of this unit.**

Write three sentences to describe it. Use *on the left*, *on the right*, and *in the middle*.

- \_\_\_\_\_
- \_\_\_\_\_
- \_\_\_\_\_

### SELF CHECK Now I can ...

- describe animals on land and in the water
- use language for describing where things are
- talk about animals that use camouflage